

# Product data sheet

Specifications



## Motor circuit breaker, TeSys Deca, 3P, 62-73 A, thermal magnetic, lugs terminals

GV3P736

Product availability: Non-Stock - Not normally stocked in distribution facility

Price\*: 555.00 USD

### Main

Range	TeSys Deca
Product name	TeSys GV3 TeSys Deca
Product or Component Type	Motor circuit breaker
Device short name	GV3P
Device Application	Motor protection
Trip unit technology	Thermal-magnetic

### Complementary

poles description	3P
Network type	AC
Utilisation category	AC-3 IEC 60947-4-1
Network frequency	50/60 Hz
Fixing mode	35 mm symmetrical DIN rail clipped Panel screwed with 3 x M4 screws)
Motor power kW	37 kW 400/415 V AC 50/60 Hz 45 kW 500 V AC 50/60 Hz 55 kW 690 V AC 50/60 Hz
Breaking capacity	65 kA Icu 230/240 V AC 50/60 Hz 50 kA Icu 400/415 V AC 50/60 Hz 50 kA Icu 440 V AC 50/60 Hz 12 kA Icu 500 V AC 50/60 Hz 6 kA Icu 690 V AC 50/60 Hz
[Ics] rated service short-circuit breaking capacity	100 % 230/240 V AC 50/60 Hz 60 % 400/415 V AC 50/60 Hz 60 % 440 V AC 50/60 Hz 50 % 500 V AC 50/60 Hz 50 % 690 V AC 50/60 Hz
Control Type	Rotary handle
Line Rated Current	73 A
Thermal protection adjustment range	62...73 A IEC 60947-4-1
Magnetic tripping current	1120 A
[Ith] conventional free air thermal current	73 A IEC 60947-4-1
[Ue] rated operational voltage	690 V AC 50/60 Hz
[Ui] rated insulation voltage	690 V AC 50/60 Hz IEC 60947-2

Price is "List Price" and may be subject to a trade discount – check with your local distributor or retailer for actual price.

<b>[Uimp] rated impulse withstand voltage</b>	6 kV IEC 60947-2
<b>Phase failure sensitivity</b>	Yes IEC 60947-4-1
<b>Suitability for isolation</b>	Yes IEC 60947-1
<b>Power dissipation per pole</b>	8 W
<b>Mechanical durability</b>	50000 cycles
<b>Electrical durability</b>	20000 cycles AC-3 415 V In
<b>Rated duty</b>	Continuous IEC 60947-4-1
<b>Tightening torque</b>	53.1 lbf.in (6 N.m) lugs-ring terminals
<b>Width</b>	2.2 in (55 mm)
<b>Height</b>	5.2 in (132 mm)
<b>Depth</b>	5.4 in (136 mm)
<b>Net Weight</b>	2.12 lb(US) (0.96 kg)
<b>color</b>	Dark grey
<b>Connection pitch</b>	0.7 in (17.5 mm) without spreaders

## Environment

<b>Product Certifications</b>	CCC UL CSA EAC ATEX LROS (Lloyds register of shipping) BV ABS DNV-GL UKCA
<b>IK degree of protection</b>	IK09 enclosure
<b>IP degree of protection</b>	IP20 IEC 60529
<b>Climatic withstand</b>	IACS E10
<b>Ambient Air Temperature for Storage</b>	-40.0000000000...176.0000000000 °F (-40...80 °C)
<b>Fire resistance</b>	1760.0000000000 °F (960 °C) IEC 60695-2-11
<b>Ambient air temperature for operation</b>	-4.0000000000...140.0000000000 °F (-20...60 °C)
<b>Mechanical robustness</b>	Shocks 5 Gn for 11 ms contactor open Shocks 30 Gn for 11 ms contactor closed Vibrations 4 Gn, 5...300 Hz
<b>Operating altitude</b>	9842.52 ft (3000 m)

## Ordering and shipping details

<b>Category</b>	US10I1122366
<b>Discount Schedule</b>	0I11
<b>GTIN</b>	3606481304582
<b>Returnability</b>	No
<b>Country of origin</b>	FR

## Packing Units

<b>Unit Type of Package 1</b>	PCE
-------------------------------	-----

<b>Number of Units in Package 1</b>	1
<b>Package 1 Height</b>	6.2 in (15.8 cm)
<b>Package 1 Width</b>	2.6 in (6.5 cm)
<b>Package 1 Length</b>	5.7 in (14.6 cm)
<b>Package 1 Weight</b>	2.240 lb(US) (1.016 kg)

## Contractual warranty

<b>Warranty</b>	18 months
-----------------	-----------

## Sustainability

**Green Premium™ label** is Schneider Electric's commitment to delivering products with best-in-class environmental performance. Green Premium promises compliance with the latest regulations, transparency on environmental impacts, as well as circular and low-CO<sub>2</sub> products.

**Guide to assessing product sustainability** is a white paper that clarifies global eco-label standards and how to interpret environmental declarations.

[Learn more about Green Premium >](#)

[Guide to assess a product's sustainability >](#)



Transparency RoHS/REACH

## Well-being performance

✓ Reach Free Of Svhc

✓ Mercury Free

✓ Rohs Exemption Information [Yes](#)

## Certifications & Standards

Reach Regulation [REACH Declaration](#)

Eu Rohs Directive Compliant with Exemptions

China Rohs Regulation [China RoHS declaration](#)  
Product out of China RoHS scope. Substance declaration for your information.

Environmental Disclosure [Product Environmental Profile](#)

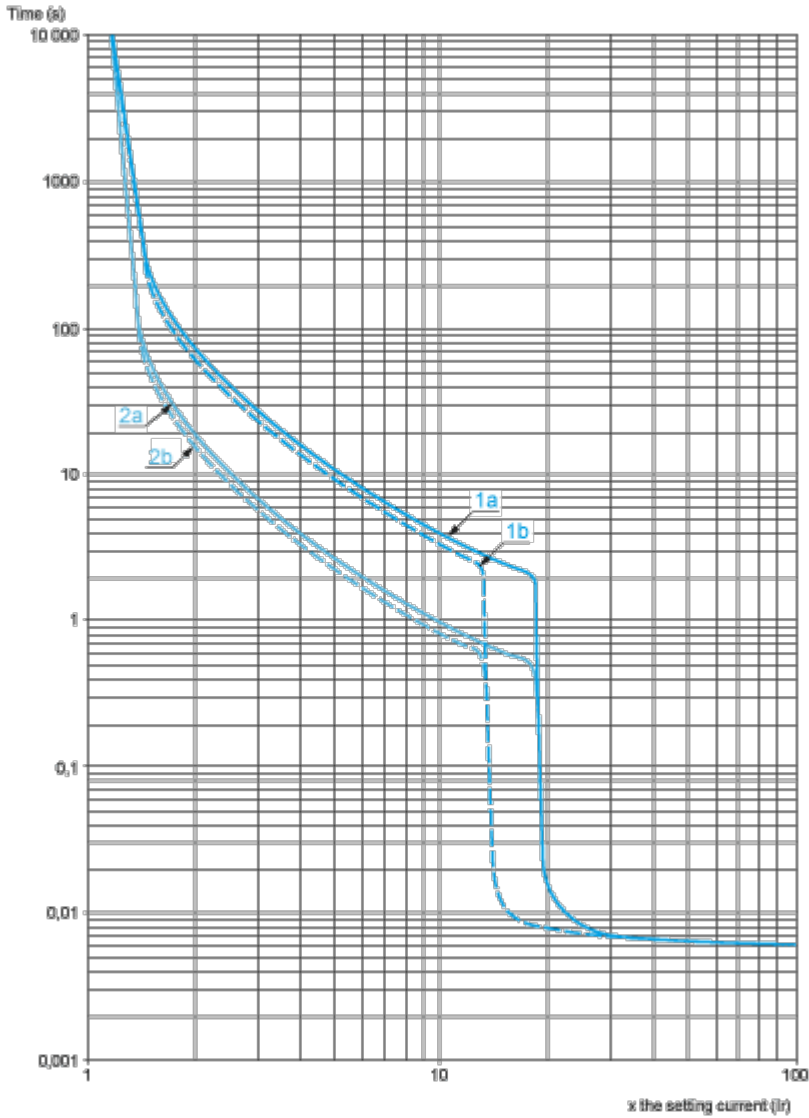
Weee The product must be disposed on European Union markets following specific waste collection and never end up in rubbish bins.

Circularity Profile [End of Life Information](#)

Performance Curves

**Thermal-Magnetic Tripping Curves**

Average Operating Times at 20 °C Related to Multiples of the Setting Current



1a 3 poles from cold state (I<sub>r</sub> minimum): GV3P

1b 3 poles from cold state (I<sub>r</sub> maximum): GV3P

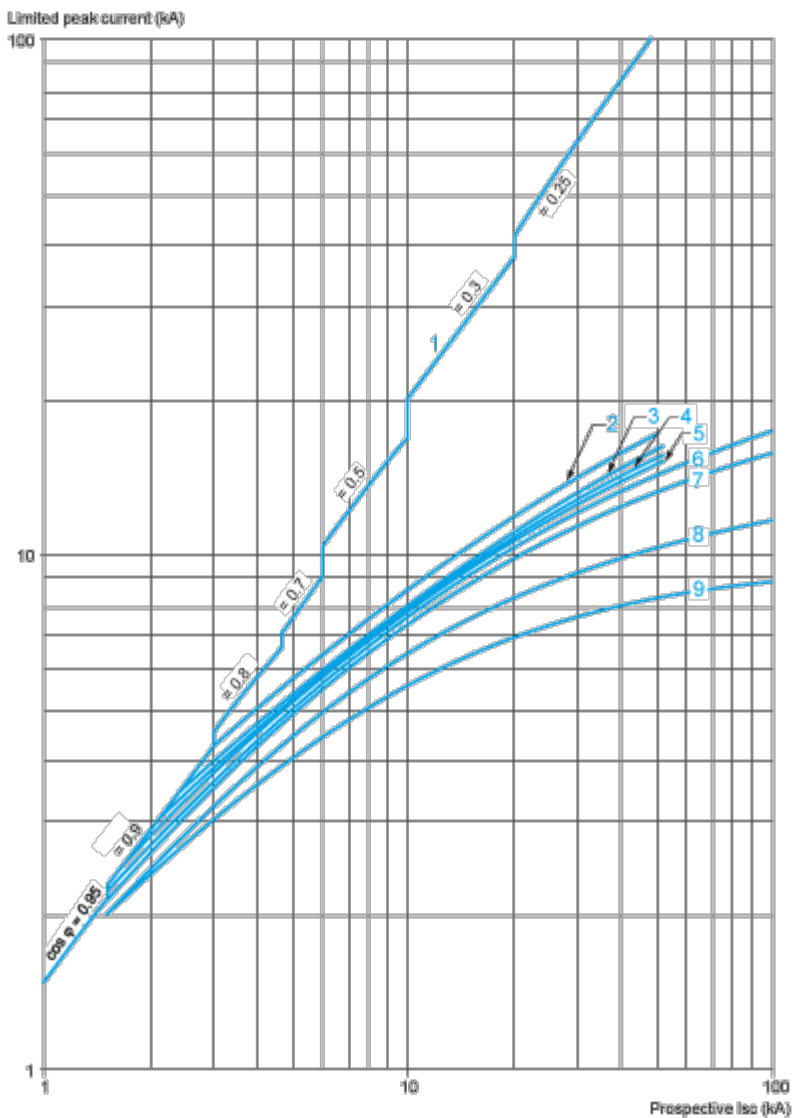
2a 3 poles from hot state (I<sub>r</sub> minimum): GV3P

2b 3 poles from hot state (I<sub>r</sub> maximum): GV3P

**Current Limitation on Short-Circuit (3-Phase 400/415 V)**

**Dynamic Stress**

I<sub>peak</sub> = f (prospective I<sub>sc</sub>) at 1.05 U<sub>e</sub> = 435 V

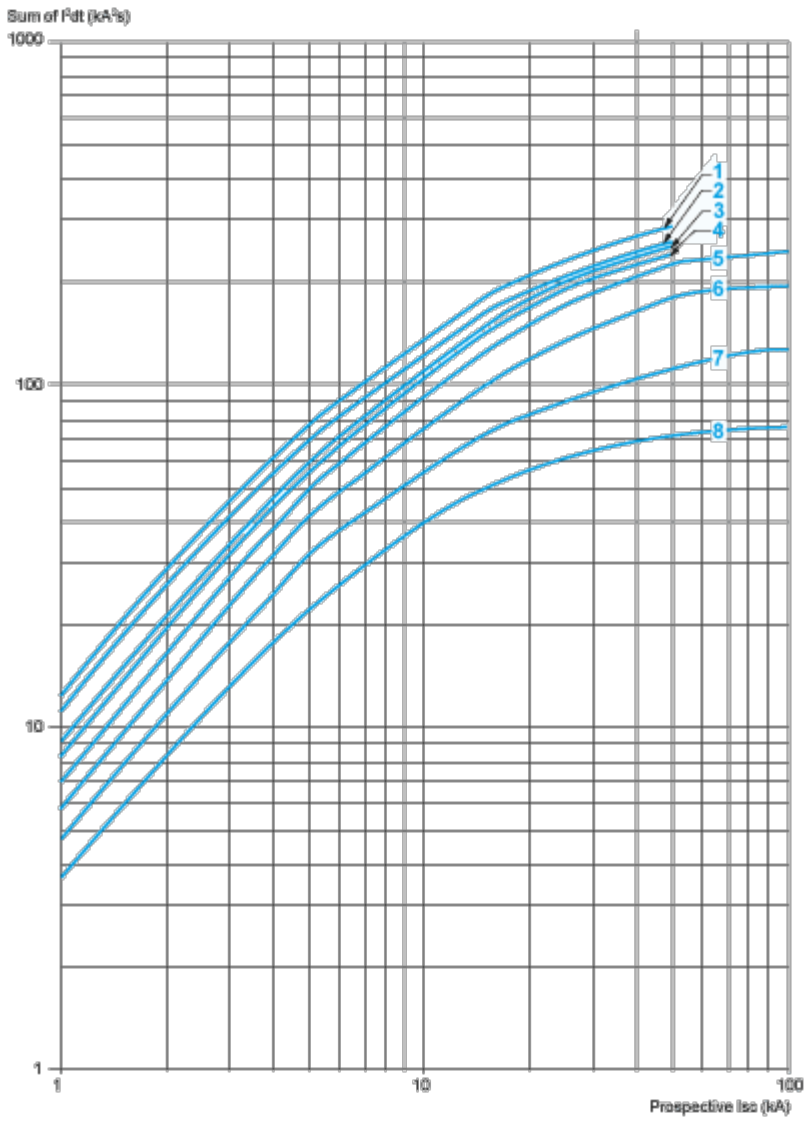


- 1 Maximum peak current
- 2 70-80 A (GV3P80), 62-73 A (GV3P73)
- 3 48-65 A (GV3P65)
- 4 37-50 A (GV3P50)
- 5 30-40 A (GV3P40)
- 6 23-32 A (GV3P32)
- 7 17-25 A (GV3P25)
- 8 12-18 A (GV3P18)
- 9 9-13 A (GV3P13)

**Maximum Thermal Limit on Short-Circuit**

**Thermal Limit in  $kA^2s$  in the Magnetic Operating Zone**

Sum of  $I^2dt = f$  (prospective Isc) at 1.05 Ue = 435 V

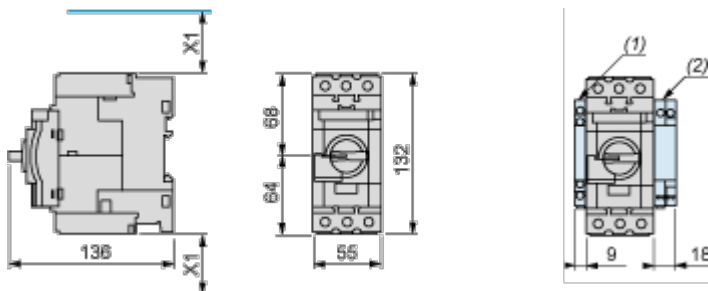


- 1 70-80 (GV3P80) - 62-73 (GV3P73)
- 2 48-65 A (GV3P65)
- 3 37-50 A (GV3P50)
- 4 30-40 A (GV3P40)
- 5 23-32 A (GV3P32)
- 6 17-25 A (GV3P25)
- 7 12-18 A (GV3P18)
- 8 9-13 A (GV3P13)

Dimensions Drawings

GV13L, GV3P

Dimensions



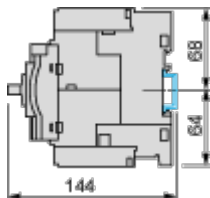
(1) Blocks GVAN<sub>..</sub>, GVAD<sub>..</sub> and GVAM11.

(2) Blocks GV3AU<sub>..</sub> and GV3AS<sub>..</sub>.

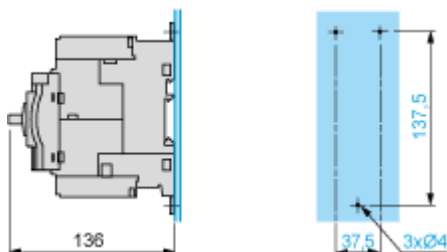
X1 = Electrical clearance (ISC max) 40 mm for Ue ≤ 500 V, 50 mm for Ue ≤ 690 V

**NOTE:** Leave a space of 9 mm between 2 circuit breakers: either an empty space or side-mounting add-on contact blocks. Side by side mounting is possible up to 40 °C.

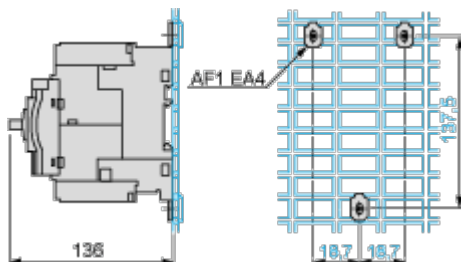
Mounting on Rail AM1 DE200 or AM1 ED201



Panel Mounting, using M4 Screws



Mounting on Pre-Slotted Plate AM1 PA



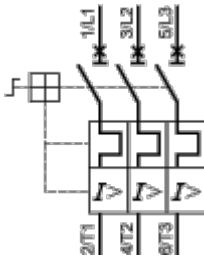




Connections and Schema

---

GV3P••



Offer Marketing Illustration

Product benefits / Features

---



**TeSys Deca Motor Circuit Breakers**  
Range Accessories

Auxiliary contact blocks

Comb busbar

Current limiter

Energy Sensor

Large spacing cover

Terminal block

Combination block

Extended rotary handle

The image displays a collection of accessories for TeSys Deca Motor Circuit Breakers. At the top left is a large black motor circuit breaker. Below it, eight different accessories are arranged in two rows of four. Each accessory is shown with a small image and a text label underneath. The accessories include auxiliary contact blocks, a comb busbar, a current limiter, an energy sensor, a large spacing cover, a terminal block, a combination block, and an extended rotary handle.

Offer Marketing Illustration

Product benefits / Features

---



The image shows a TeSys Deca Motor Circuit Breaker, a black industrial device with a green rotary handle and a green label. It is mounted on a DIN rail. The device has three main terminals on top and three on the bottom. The label on the front face includes the Schneider logo and the text 'TeSys Deca Motor Circuit Breaker'.

### TeSys Deca Motor Circuit Breakers

#### Technical Benefits

- Easily integrated within multiple configurations, thanks to its 55 mm standard width and mounting on DIN rail.
- 9 ratings in total
- Magnetic and thermal overload protection, covers 9 to 80 A, 7.5 to 40 hp motor with 65 kA / 480 Y Type F
- Sturdy and long-lasting power connection with EverLink terminals
- Three-position (Start/Stop/Tripped) rotary handle, front face padlocking and other accessories
- Operating temperature from -20° C to +60° C open operation

Offer Marketing Illustration

Product benefits / Features

---

## TeSys Deca Motor Circuit Breakers



### Operation and maintenance

Digital customer experience for technical documents and maintenance guide via EcoStruxure™ Facility Expert



### Build and commissioning

Easier to install and operate with multi-standard screws, safe and long-lasting power connection with EverLink terminals.



### Universal Integration

Can be used for all type of applications across industry, infrastructure and buildings.

